

## Koh Tao Island - East coast - Thailand Learn to dive - Sairee Beach - Private room

### General

Koh Tao is a beautiful little island surrounded by warm tropical waters that are perfect for those seeking diving adventures. It is by far the most popular spot for dive training in South East Asia, if not the world!! And for many good reasons!

Of all the diving offered on the East coast of Thailand, Koh Tao has the best of it. It is a chilled paradise for those wanting to do their initial course or already certified divers continuing their education. Combine the great diving options with the lush island life, with jungle hikes, great beaches, sunset views and a lively nightlife the island becomes almost addictive.

Koh Tao offers really great diving for divers of all levels. Many dive sites are sheltered reefs with beautiful corals, good visibility, shallow depths and little to no current, which especially provides the perfect dive sites for beginners. But, the island also offers deeper dive sites and ship wrecks combined with an incredible amount of fish life, and the possibility of seeing the majestic whale shark. Most sites are reached in less than 20 minutes by boat, and done from the purpose build dive boats, the daily diving is easy and professionally run. Making both the courses and fun diving very relaxed and fun.



### Area name / Island name

East coast, Thailand

### Nearest airport

Koh Samui or Bangkok

### Season

Dive Center is open all year round.  
A short season with more rain between October and November gives limited access to some of the dive sites

### Center type

PADI 5 Star Dive center of Excellence.  
Young and vibrant atmosphere  
English managed  
International dive instructors and dive guides

### Experience level

None

### Minimum age for participation

10 Years

Koh Tao Island - East coast - Thailand  
**Learn to dive - Sairee Beach - Private room**

**Location – Sairee Beach**




Koh Tao in general is packed with different bays and beaches that are well worth visiting with your snorkeling gear. The island itself has a great size in terms of exploration, and it is easy to get around on a scooter. However, if you want a young and very vibrant vibe, Sairee beach is the place to be! The atmosphere is buzzing with hippie happy backpackers hanging out in the cafes, the beach bars and obviously on the beach itself... which is the longest and most popular beach on the island. (you'll see why!)

**Your accommodation - private room**

Is right next to the dive center, and in the middle of Sairee beach. Walk out of your room, and within 2 minutes (of walking really slowly) you will be standing on the beach, next to the dive center. Even though you are staying right on Sairee beach, your accommodation is still pulled back from the crowds, securing you your beauty sleep.

**Your room**

Is a private room with 2 single beds or a double, depending on availability. A/C, hot (nice!) shower and daily cleaning. The room is simple, but clean, comfortable and right where you want it, when you come back from diving and in need of a good nap!






Koh Tao Island - East coast - Thailand  
Learn to dive - Sairee Beach - Private room

### Introduction to course

The PADI Open Water Diver course is the most popular diving certificate worldwide. After completing this 3-4 day course you are certified to dive to 18m independently with a buddy. The course consists of five modules of learning. You study via a self-study workbook or offline-app, completing knowledge reviews for each chapter. This process is complemented by videos accompanying each chapter to reinforce what you have learned. The instructor reviews everything with you to ensure that you have fully understood everything. The practical learning consists of confined water sessions and four open water dives. Dive one and two are conducted at a depth of maximum 12m and dive three and four are conducted at a maximum depth of 18m. The final stage of the PADI Open Water course is an exam, which is a multiple choice exam covering all that you have learnt. Remember that the course is performance based and not time based. The course generally takes 3 to 4 days, with the theoretical, the confined water and the open water sessions successfully passed.

### WHEN TAKING THE COURSE

Diving is open to anyone in good health, but a medical form must be filled out before arrival. If you answer YES to any questions on the Medical Questionnaire, you will need medical clearance to dive. Students must also be able to swim at least 200 m and float for 10 min.



### The course in short:

#### Number of Dives:

Five Confined Water Sessions and Four Open Water Dives

#### Knowledge Development:

Five theoretical modules

#### Prerequisites:

10 years for Junior Open Water Diver  
15 years for Open Water Diver.  
Good health, reasonable fitness and comfort in the water

#### Materials you'll need:

PADI Open Water Crew Pack, Log Book  
(Included in your package)

#### Equipment you'll use during the course:

Mask, fins, snorkel, tank, regulator, buoyancy compensator, weightbelt, submersible pressure gauge and a wetsuit  
(Included in your package)

Koh Tao Island - East coast - Thailand  
Learn to dive - Sairee Beach - Private room

**Itinerary - 6 days and 5 nights - Open Water Course + 2 dives**

The PADI Open Water Course is performance based. That means you have to understand and pass the theory and perform the in-water skills correctly and with ease. Therefore, the itinerary can vary slightly from course to course. The course will take 3 to 4 days depending on the students enrolled. To give you an idea of what to expect, see the itinerary below:

**Day 1:**

Arrive with the ferry to be picked up by your driver, who will take you to the dive center (or hotel/hostel?) Once you've settled, you'll return to the dive center for 4pm to fill in all the necessary paperwork, watch the first few videos and discuss the course schedule for the coming days.

**Day 2:**

Meet in the morning for a little more theory and then underwater you go for our confined sessions in the swimming pool.

**Day 3:**

Get ready for the afternoon boat and out into the ocean you go to complete a few skills and Dives 1+2.

**Day 4:**

A slightly early start but up in time to see the ocean wake up dives 3+4 complete and CONGRATS you are our newest Open Water Diver!

**Day 5:** Today is all about fun diving. You are done with your course, and now it is time to use your certificate by going for 2 dives with your buddy and a dive guide. ENJOY!


**Day 6:**

Check out day! If you have time, consider staying on for even more days of diving. The more you dive, the more fun it gets!

**If you want a longer itinerary, you can add extra days of diving and accommodation upon booking.**

**Please note**

Due to ocean and weather conditions, the itinerary can be subject to change.



**Activity starts**

Beginner courses are run on a daily basis, Courses on all levels can start every day.

Please note that daily pick-up and start times can vary from course to course. You will be notified upon arrival

**Activity starts from**

All students meet at the Dive Center each day, and usually end up hanging out there after the dives. It's a great place to relax

Please contact your dive center no later than one week prior arrival to confirm your arrival and pickup times

**Group Size**

No limit Max. 4 divers pr.  
Instructor/Divemaster

**Language**

English

Koh Tao Island - East coast - Thailand  
**Learn to dive - Sairee Beach - Private room**



**Transfer information**

The easiest way to get to Koh Tao from Bangkok, is to take either the bus or the train down south to connect with the Lomrayah High Speed Catamaran in Chumphon, for a 1,5 hour crossing to Koh Tao. If travelling down to Koh Tao in the high seasons or around a full moon party it's always a good idea to book your bus ticket in advance!

Your travel agency can help you reserve and book your ticket.

Regardless of where you are in Thailand, your travel agency can get you to Koh Tao on the fastest and most convenient way.

To be picked up at the pier on Koh Tao, contact your dive center with your ferry information. You will find the contact details for the dive center, on your voucher.





Koh Tao Island - East coast - Thailand  
**Learn to dive - Sairee Beach - Private room**

Prices below are based on 2 persons sharing accommodation, unless stated otherwise.

**LEARN TO DIVE EXTENDED - PRIVATE**

<b>Days / Nights</b>	6/5
<b>Amount of dives</b>	4 + 2
<b>Price (incl. accommodation)</b>	451 EUR

**Supplements**

<b>2 extra dives</b>	54 EUR
<b>Extra night - bungalow - (after)</b>	17 EUR
<b>Extra night - bungalow - (before)</b>	17 EUR
<b>Extra night - dorm - (after)</b>	11 EUR
<b>Extra night - dorm - (before)</b>	11 EUR
<b>Refresher dive (added to first dive in package)</b>	29 EUR

Prices for supplementary accommodation are based on 2 persons sharing accommodation, unless stated otherwise.

**Supplements**

A supplement can be chosen to add on your package. All supplements can also be booked on site. In high season, bungalows and boats get filled fast and you might find trouble getting an extra night in your resort or an extra day of diving. It is recommended to book an extra day prior your course to get settled and get up front on the studying.



**Included**

PADI Open Water Course  
All Course materials  
2 extra fun dives  
Accommodation  
bed linen & towels  
Snacks, on dive trips  
Rental dive equipment  
Dive instructor and certification fee  
Pick up service from ferry pier  
Good vibes!

**Not included**

All meals and drinks  
Transport to Koh Tao  
Local dive insurance THB 200 (mandatory)

**Also available on site (based on availability)**

Extra days of diving  
Extra accommodation  
Upgrading of room  
Nitrox

**Continuing education**

Courses are available on request for all levels of continuing education.

**Cancellation**

Please refer to FAQ & Terms on [www.blueventure.net](http://www.blueventure.net)

**Dive insurance**

Basic dive travel insurance required

## General terms and conditions

### GENERAL CONDITIONS

#### CHANGES OF BOOKINGS:

You can change your booking request or start date free of charge.

If you need to change your booking you must contact the **dive center** directly by e-mail or phone. You will find the contact details on your voucher. For verification purpose, please remember to mention your name and booking ID.

If you want to change your start date, we recommend that you do so minimum 10 days before the beginning of your dive package. Later than this, might cause the accommodation to be fully booked for alternative dates. During high seasons, 10 days might not be sufficient time, please allow extra time for changes in the high season. As a reminder, you will receive an email with general information and contact information of your dive center 10 days prior to your start date.

#### CANCELLATION RULES:

Any customer has the right to cancel their booking with Blue Venture Diving. In order to do so, you must contact your selling agent. The cancellation fees and rules of your selling agent will apply for your cancellation.

Blue Venture is not liable for any cancellations done by the customer of personal reason such as/or in the same category as sickness, family, missed flights etc, or other circumstances that is beyond reasonable control such as force majeure.

#### Blue Venture booking cancellation

In the unlikely event that Blue Venture is forced to cancel a booking, the customer will get direct notice. A cancellation will only happen if Blue Venture finds that the contracted dive center can't perform the needed service of the booked package or if the dive standards can't be fulfilled accordingly. Minor changes in the itinerary will not be defined as a valid cancellation reason, as diving is dictated by the environment and the people enrolled in the activity.

Blue Venture will always do their best to find another operator of same or higher standard, but it is up to the customer to decide whether they want to accept the change or get a refund.

#### INSURANCE:

A cancellation insurance is not included. It is highly advised recommended that you obtain adequate travel insurance prior to your departure from your home country.

#### REFUNDS:

##### Medical Statement

To enroll in an Open Water Course, all students **MUST** fill in the Medical Statement. Please ensure that you have received the medical statement from your travel agent. If any questions are replied with a "Yes", the medical statement must be signed by a doctor. Failing the medical statement at the destination, and therefore not being able to enroll in the diving course, you will not be entitled to a refund.

**If you have not received your Medical Statement, please make sure to print it from this link.**

<https://blueventure.net/files/information/12.pdf>

#### Restricted dives

Diving is dictated by the environment and the people enrolled in the activity. All diving is performance based. It is up to the discretion of the dive guide/instructor to restrict divers from entering activities that goes beyond their experience level. All guides strive to reach the expectations of the customers. However, if they find that the safety of the group or an individual is jeopardized or at risk by one or several individuals, it is up to the dive guide/instructor to restrict any divers from entering the water.

In this event the dive center or Blue Venture is not obliged to give a refund.

#### Dives not completed

There is no refund for dives not carried out.

Refund for dives not done for any reason is up to the discretion of the dive center. Most dive centers do not give refunds for dives not done with personal causes such as seasickness, low on air situations or a failure in mastering the equipment etc. All log books will be checked prior to the dive and the dive sites will be chosen accordingly to the experience level. It is however expected that certified divers keep within their limits and do not cross their comfort zone. Blue Venture and your travel agent is never responsible to pay a refund for dives not done.

#### Courses not completed

There is no refund for courses not completed! All courses are performance based, but it is up to the instructor to pass the student. If a customer can not complete a course with success they will receive their course documents for an optional referral, but the contracted dive center, your travel agent and Blue Venture is not responsible to pay a refund.

**Boats or dives not departing**

If boats or dives are cancelled due to bad weather or sea conditions, it is up to the dive center to re-schedule and compensate with a similar dive trip when conditions allow. If the customer does not have adequate time to enroll in another trip/course it is up to the customer to make sure the dive center notify Blue Venture of this in order to secure a refund via the sales agent who completed the sale with the customer. There will only be refund on the diving and not the accommodation.

**ACCOMMODATION:**

Unless mentioned in the destination information folder the accommodation is always part of the package.

If the dive center by any means can't deliver the agreed accommodation, it is up to their discretion to supply immediate accommodation of the same or higher standard. (the destination information folder is found on the Blue Venture website.)

If the accommodation somehow does not live up to satisfactory standards of the customer, the customer must contact Blue Venture by phone or email as soon as possible (preferably while still on site) in order to solve the problem.

**DIVE INSTRUCTORS & DIVE GUIDES:**

All contracted dive centers has been handpicked based on their level of professionalism and expertise. Blue Venture ensures that all guides and instructors have the correct education and experience. In the unlikely event that a customer suffers a bad experience with any guide, instructor or dive center facilities, Blue Venture is entitled to know, but can't by any means be held liable.

At the end of you dive experience as questionnaire will be sent out to you, that we would like you to answer. By doing this, you help securing a high level of professionalism towards all customers.

**MEDICAL STATEMENT & LOGBOOK:**

If you are about to enroll in a dive course (entry level only), you must fill out the RSTC Medical Statement before you leave your home country. Please make sure your agent has provided you with the RSTC Medical Statement. You can also print the medical statement from the link, further up on this page. If you need the medical statement reviewed by a doctor, you have 10 days from the date of the booking with the option of cancelling for free.

If you are already certified as a diver and about to go fundiving, you must remember your current dive certificate and your personal logbook or dive computer.